



Монголын эдийн засгийн зарим үзүүлэлтүүд

Үзүүлэлтүүд	Нэгж	2023.03	2024.03	Жил/өөрч
Мөнгөний нийлүүлэлт (M2)	тб.төг	30,938.80	37,365.40	20.8%
ХҮИ-ийн өөрчлөлт (y-o-y)	%	12.20%	7.00%	-42.6%
Улсын нэгдсэн төсвийн нийт тэнц сая.төг		656,643.0	1,626,515.5	147.7%
Гадаад худалдааны тэнцэл	сая.ам.дол	1,826.80	1,244.58	-31.9%
Экспорт /өсөн нэмэгдэх дүн/	сая.ам.дол	3,766.39	3,658.86	-2.9%
Импорт /өсөн нэмэгдэх дүн/	сая.ам.дол	1,939.59	2,414.28	24.5%

Бодлогын хүү

Үзүүлэлтүүд	Сүүлийн %	Өмнөх %	Шинэч/огноо
МБ-ны бодлогын хүү	12.00	13.00	3/15/2024
Хятадын зорилгот хүү	2.75	2.65	6/30/2023
АНУ эх үүсвэрийн хүү	3.90	5.50	11/1/2023
Евро дахин санхүүжилт хүү	4.50	4.50	10/30/2023
Их Британийн суурь хүү	5.25	5.25	9/30/2023

Монголбанкны албан ханш Олон улсын валютын кросс ханш

Хос валют	Хос валют	5/17/24 17:09
USD/MNT	EUR/USD	1.0843
EUR/MNT	GBP/USD	1.2648
GBP/MNT	USD/CHF	0.9096
CNY/MNT	USD/CNY	7.2261
JPY/MNT	USD/JPY	155.92

Таваарын ханшийн мэдээлэл

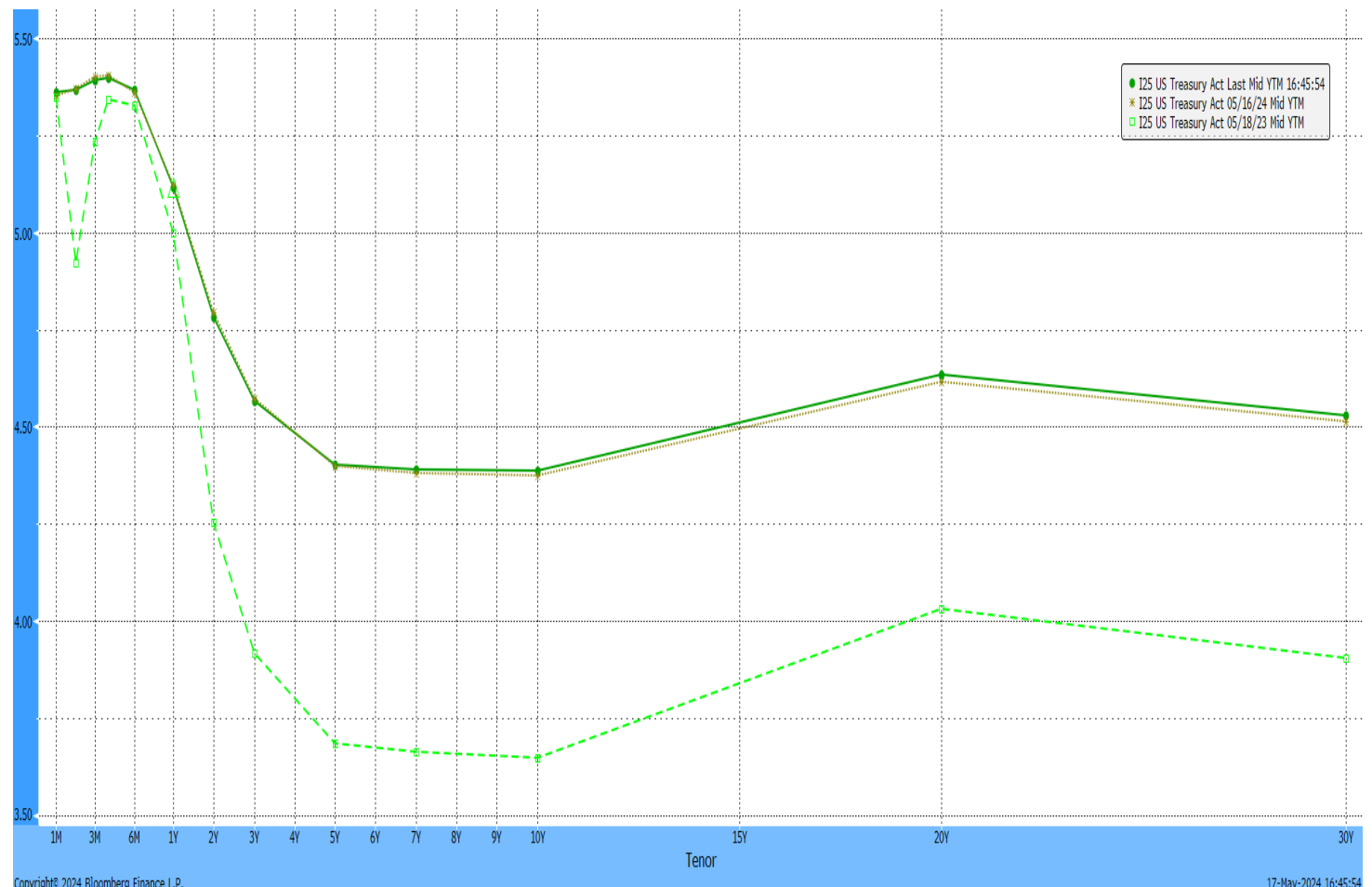
Таваарын нэрс	Сүүлийн	Өд/өөрч %	Жил/өөрч %
Нефть /WTI-Нью Йорк/	\$79.41	0.23	10.83
Алт /Унц/	\$2,382.16	0.22	15.47
Зэс /Лондонгийн бирж/	\$10,424.00	2.01	21.79
Төмрийн хүдэр /Бээжин/	¥800.00	1.27	-13.98
Нүүрс /Тяньжин/	¥1,900.00	0.00	-17.39

АНУ-ын Засгийн газрын үнэт цаасны өгөөж

	Сүүлийн %	Өд/өөрч %	Жил/өөрч %
US treasury yield 1Y	5.13	0.59	7.10
US treasury yield 3Y	4.58	1.55	14.21
US treasury yield 5Y	4.40	1.15	14.58
US treasury yield 7Y	4.39	0.92	13.14
US treasury yield 10Y	4.38	0.46	12.89

Үзүүлэлтүүд	Сүүлийн %	Өд/өөрч %	Жил/өөрч %
Libor USD 3M	5.59	0.05	-0.04
Libor USD 6M	5.72	0.04	2.47
Libor USD 12M	6.04	1.36	10.20
Libor EUR 2M	-0.59	-0.05	-5.81
Libor EUR 3M	-0.58	0.12	-2.52

АНУ-ын Засгийн газрын үнэт цаасны өгөөжийн муруй (Өмнөх 1 жилийн мөн үетэй харьцуулсан)





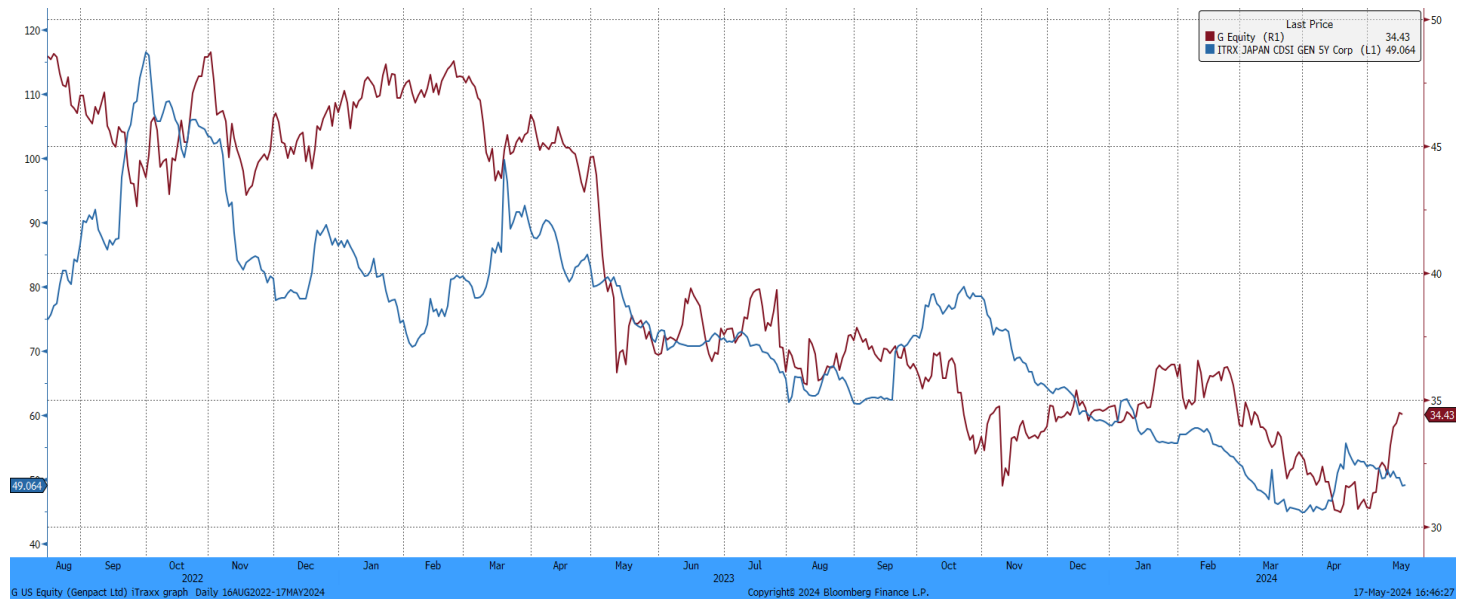
**Өчигдрийн эдийн засгийн үзүүлэлт**

Үйл явдал	Хамрах хугацаа	Таамаглал	Бодит	Өмнөх
JN Industrial Production MoM	Mar F	--	4.40%	3.80%
US Initial Jobless Claims	11-May	220k	--	231k
JN GDP SA QoQ	1Q P	-0.30%	-0.50%	0.10%
RU Gold and Forex Reserve	4542200.00%	--	--	\$595.7b
JN GDP Annualized SA QoQ	1Q P	-1.20%	-2.00%	0.40%
IT CPI EU Harmonized YoY	Apr F	1.00%	0.90%	1.00%
US Housing Starts	Apr	1421k	--	1321k
JN GDP Deflator YoY	1Q P	0.033	0.036	0.039

**Өнөөдөр гарахаар хүлээгдэж буй эдийн засгийн үзүүлэлт**

Үйл явдал	Хамрах хугацаа	Таамаглал	Өмнөх
EC CPI YoY	Apr F	2.40%	2.40%
EC CPI MoM	Apr F	0.60%	0.60%
US Leading Index	Apr	-0.30%	-0.30%
EC CPI Core YoY	Apr F	2.70%	2.70%
CA Int'l Securities Transactions	Mar	--	-8.78b
FR ILO Unemployment Rate	1Q	7.50%	7.50%
RU Money Supply Narrow Def	8-May	--	18.25t
FR ILO Mainland Unemployment	1Q	7.30%	7.30%

**iTraxx Ази, Номхон далайн бүс нутгийн зээлийн эрсдэлийн индекс**



**Secured overnight financing index**

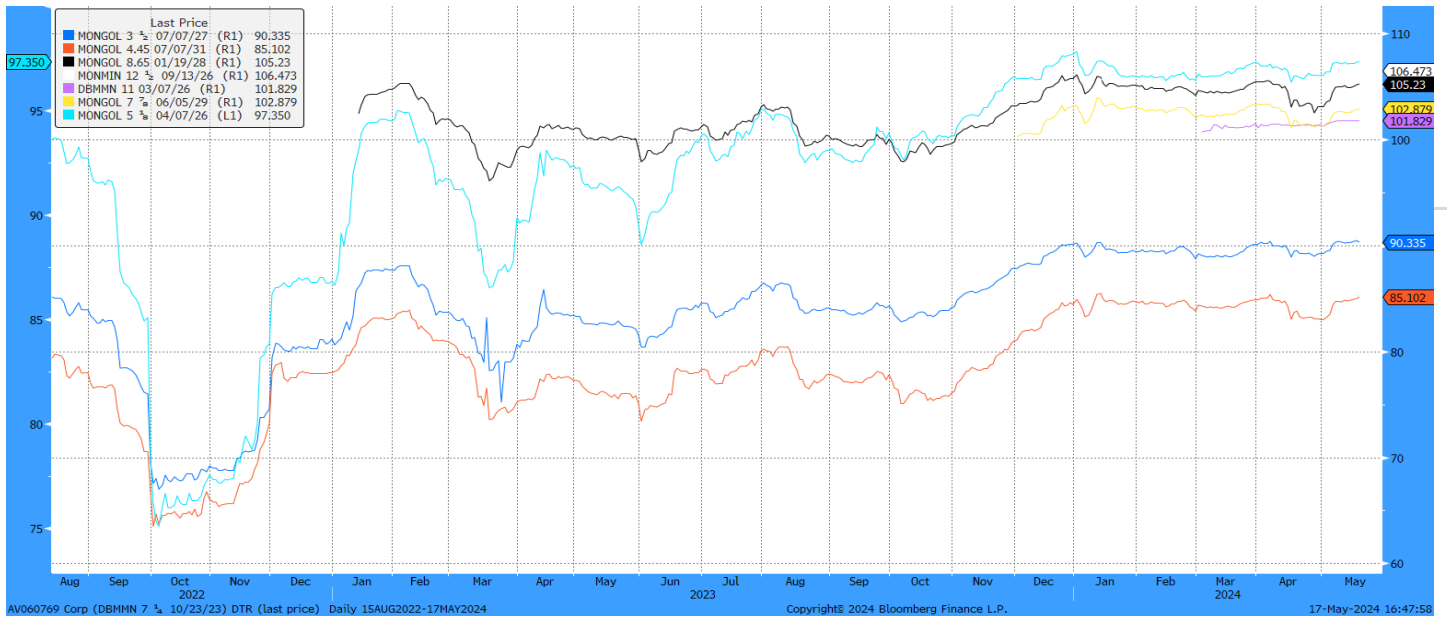




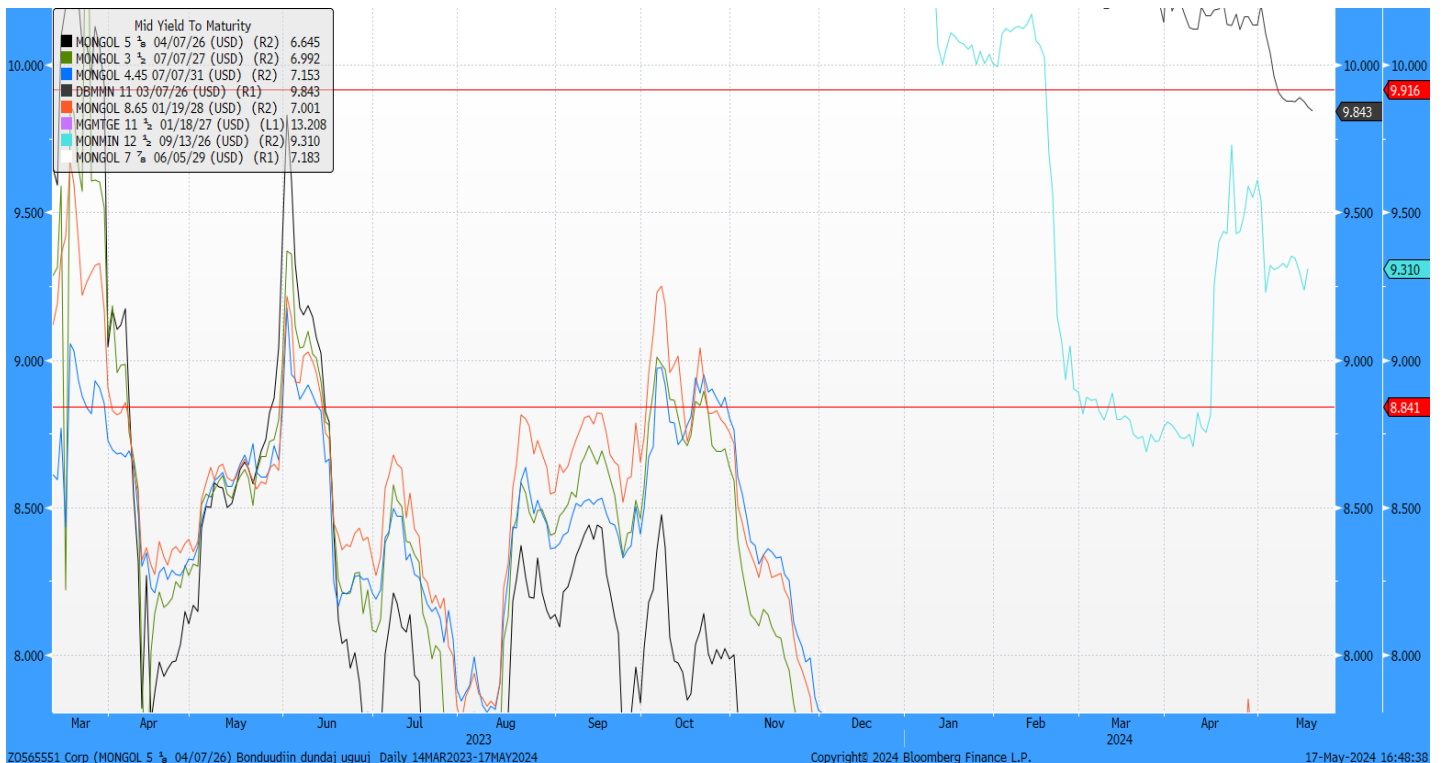
Олон улсын зах зээл дээрх дотоодын бондуудын мэдээлэл (bloomberg)

Бонд гаргагч	Бондын хэмжээ (сая ам.доллар)	Купон	Ханш		Өгөөж		Үлд. хугацаа (жил)	Бонд гаргасан огноо	Бонд буцаан төлөх огноо
			Авах	Зарах	Авах	Зарах			
Mongol 2026	600.00	5.125%	97.01	97.69	6.84	6.45	1.9	7-Oct-20	7-Apr-26
Mongol 2027	500.00	3.500%	89.94	90.73	7.14	6.84	3.1	7-Jul-21	7-Jul-27
Mongol 2028	650.00	8.650%	104.85	105.61	7.12	6.89	3.7	19-Jan-23	19-Jan-28
Mongol 2029	350.00	7.875%	102.51	103.24	7.27	7.10	5.1	5-Dec-23	5-Jun-29
Монгол 2031	500.00	4.450%	84.70	85.51	7.23	7.07	7.1	7-Jul-21	7-Jul-31
DBM 2026	2.00	11.000%	101.40	102.26	10.11	9.58	1.8	7-Mar-24	7-Mar-26

Олон улсын зах зээл дээрх ам.долларын бондуудын үнэ



Олон улсын зах зээл дээрх ам.долларын бондуудын дундаж өгөөж





Бонд эзэмшигчдийн мэдээлэл /Топ бонд эзэмшигчид/

Монгол 2026 бондын эзэмшигчид

Нэрс	Эзэмшлийн дүн	Эзэмшил/хувь	Эзэмшил/өөрч	Бүртгэлийн өдөр	Харьяалагдах Улс
BlackRock Inc	27,310	4.55%	8,951.00	3/13/2024	United States
Allianz SE	23,195	3.87%	0.00	9/30/2023	Germany
Royal Bank of Canada	22,200	3.70%	0.00	11/30/2023	Canada
Franklin Resources Inc	17,690	2.95%	(200.00)	2/29/2024	United States
Neuberger Berman Group LLC	12,485	2.08%	(515.00)	11/30/2023	United States
JPMorgan Chase & Co	11,400	1.90%	3,800.00	1/31/2024	United States
Wellington Management Group LLP	9,994	1.67%	2,628.00	1/31/2024	United States
UBS AG	9,356	1.56%	0.00	3/8/2024	Switzerland
St James's Place PLC	9,050	1.51%	9,050.00	3/31/2023	United Kingdom
Nordea Bank Abp	6,400	1.07%	0.00	1/31/2024	Sweden
Goldman Sachs Group Inc/The	4,140	0.69%	0.00	10/31/2023	United States
BNP Paribas SA	3,500	0.58%	(600.00)	2/29/2024	France
AGF Management Ltd	3,200	0.53%	0.00	9/29/2023	Canada
Legal & General Group PLC	2,961	0.49%	(200.00)	3/12/2024	United Kingdom
Credit Suisse Group AG	2,800	0.47%	200.00	1/31/2024	Switzerland
Vanguard Group Inc/The	2,723	0.45%	50.00	1/31/2024	United States
Janus Henderson Group PLC	2,685	0.45%	2,185.00	12/31/2023	United Kingdom
SNS Investment Fund Management/Net	2,580	0.43%	10.00	12/29/2023	Netherlands
Sparinvest Fondsmæglerelskab A/S	2,454	0.41%	(4.00)	1/31/2024	Denmark
Credit Agricole Group	1,800	0.30%	0.00	9/29/2023	France
HSBC Holdings PLC	1,650	0.28%	220.00	1/31/2024	United Kingdom
HCSC Insurance Services Co	1,647	0.27%	0.00	9/30/2023	United States
GAM Holding AG	1,620	0.27%	0.00	10/31/2023	Switzerland
Nykredit Portefolje Administratio	1,506	0.25%	0.00	1/31/2024	Denmark
Fideuram - Intesa Sanpaolo Private	1,200	0.20%	0.00	2/29/2024	Italy
UBS Asset Management Taiwan Ltd	1,001	0.17%	1.00	12/31/2023	Taiwan
Erste Group Bank AG	1,000	0.17%	0.00	1/31/2024	Austria
Prudential PLC	1,000	0.17%	0.00	9/29/2023	United Kingdom
Ninety One UK Ltd	863	0.14%	0.00	11/30/2023	United Kingdom
State of Wisconsin Investment Boar	800	0.13%	0.00	9/30/2022	United States
RAIFFEISEN BANK INTERNATIONAL	800	0.13%	100.00	1/31/2024	Austria
American International Group Inc	701	0.12%	1.00	12/31/2023	United States
Euromobiliare Asset Management SGR	700	0.12%	0.00	12/29/2023	Italy
Principal Financial Group Inc	650	0.11%	0.00	10/31/2023	United States
SEI Investments Co	596	0.10%	(581.00)	2/29/2024	United States
Interfund Advisory Co SA	500	0.08%	0.00	2/29/2024	Luxembourg
NN Group NV	500	0.08%	0.00	12/31/2023	Netherlands
AXA SA	500	0.08%	0.00	4/28/2023	France
Teachers Insurance & Annuity Assoc	475	0.08%	0.00	1/31/2024	United States
BEA Union Investment Management Lt	400	0.07%	400.00	6/30/2023	Hong Kong
Structured Invest SA	400	0.07%	0.00	12/29/2023	Luxembourg
WBC Holdings LP	400	0.07%	0.00	11/30/2023	United States
State Street Corp	400	0.07%	(200.00)	3/12/2024	United States
Zuercher Kantonalbank	400	0.07%	0.00	12/29/2023	Switzerland
Dorinco Reinsurance Co	400	0.07%	0.00	9/30/2023	United States
T Rowe Price Group Inc	375	0.06%	0.00	12/31/2023	United States
Mediolanum Gestione Fondi SGR pA/I	345	0.06%	0.00	9/29/2023	Italy
Mediolanum International Funds Ltd	300	0.05%	0.00	9/29/2023	Ireland
Capital Group Cos Inc/The	300	0.05%	(1,000.00)	12/31/2023	United States
BCC Risparmio & Previdenza SGRpA/F	200	0.03%	0.00	9/29/2023	Italy
Fisher Investments Institutional F	200	0.03%	0.00	11/30/2023	Ireland
Marsh & McLennan Cos Inc	200	0.03%	0.00	1/31/2024	United States
Federated Hermes Inc	200	0.03%	0.00	12/29/2023	United States
Fineco Asset Management DAC	200	0.03%	0.00	2/12/2024	Ireland



Бонд эзэмшигчдийн мэдээлэл /Топ бонд эзэмшигчид/

Монгол 2027 бондын эзэмшигчид

Нэрс	Эзэмшлийн дүн	Эзэмшил/хувь	Эзэмшил/өөрч	Бүртгэлийн өдөр	Харьяалагдах Улс
BlackRock Inc	31,166	6.23%	(600.00)	3/13/2024	United States
Franklin Resources Inc	30,890	6.18%	(1,200.00)	3/12/2024	United States
UBS AG	13,791	2.76%	1,200.00	3/8/2024	Switzerland
M&G PLC	11,030	2.21%	0.00	11/30/2023	United Kingdom
JPMorgan Chase & Co	10,862	2.17%	(401.00)	1/31/2024	United States
Credit Agricole Group	7,000	1.40%	0.00	9/29/2023	France
Wellington Management Group LLP	6,605	1.32%	1,410.00	1/31/2024	United States
NN Group NV	6,000	1.20%	0.00	12/31/2023	Netherlands
SNS Investment Fund Management/Net	5,331	1.07%	21.00	12/29/2023	Netherlands
Allianz SE	5,200	1.04%	0.00	9/30/2023	Germany
Petercam SA/Luxembourg	4,800	0.96%	2,800.00	5/31/2023	Luxembourg
Goldman Sachs Group Inc/The	3,703	0.74%	0.00	11/17/2023	United States
Chubb Ltd	3,100	0.62%	0.00	9/30/2023	Switzerland
Aktia Fund Management Ltd	3,000	0.60%	(1,000.00)	6/30/2022	Finland
Legal & General Group PLC	2,950	0.59%	0.00	3/12/2024	United Kingdom
Vanguard Group Inc/The	2,750	0.55%	400.00	1/31/2024	United States
Janus Henderson Group PLC	2,515	0.50%	1,705.00	12/31/2023	United Kingdom
HSBC Holdings PLC	2,425	0.49%	800.00	1/31/2024	United Kingdom
Prudential PLC	2,409	0.48%	0.00	9/29/2023	United Kingdom
түнаул	2,200	0.44%	(600.00)	1/31/2024	Switzerland
Fideuram - Intesa Sanpaolo Private	2,100	0.42%	0.00	2/29/2024	Italy
Gallery Trust	2,000	0.40%	0.00	10/31/2023	United States
abrdn plc	1,983	0.40%	0.00	1/31/2024	United Kingdom
Capital Group Cos Inc/The	1,800	0.36%	0.00	12/31/2023	United States

Монгол 2028 бондын эзэмшигчид

Нэрс	Эзэмшлийн дүн	Эзэмшил/хувь	Эзэмшил/өөрч	Бүртгэлийн өдөр	Харьяалагдах Улс
Allianz SE	34,600	5.32%	(11,950.00)	11/30/2023	Germany
FIL Ltd	27,944	4.30%	(13.00)	3/13/2024	Bermuda
BlackRock Inc	25,222	3.88%	500.00	3/13/2024	United States
UBS AG	17,605	2.71%	300.00	3/8/2024	Switzerland
Wellington Management Group LLP	17,110	2.63%	3,924.00	1/31/2024	United States
abrdn plc	9,720	1.50%	2,769.00	2/29/2024	United Kingdom
M&G PLC	7,900	1.22%	(650.00)	11/30/2023	United Kingdom
Danske Bank A/S	6,038	0.93%	(226.00)	1/31/2024	Denmark
Credit Agricole Group	6,000	0.92%	0.00	9/29/2023	France
JPMorgan Chase & Co	4,860	0.75%	0.00	3/12/2024	United States
Petercam SA/Luxembourg	4,800	0.74%	0.00	5/31/2023	Luxembourg
SNS Investment Fund Management/Net	4,734	0.73%	18.00	12/29/2023	Netherlands
GAM Holding AG	3,857	0.59%	0.00	10/31/2023	Switzerland
Prudential PLC	3,678	0.57%	0.00	9/29/2023	United Kingdom
American Beacon Advisors Inc	3,524	0.54%	0.00	1/31/2024	United States
Legal & General Group PLC	3,309	0.51%	0.00	3/12/2024	United Kingdom
Credit Suisse Group AG	3,200	0.49%	200.00	1/31/2024	Switzerland
Goldman Sachs Group Inc/The	3,090	0.48%	0.00	11/17/2023	United States
Capital Group Cos Inc/The	2,930	0.45%	1,250.00	12/31/2023	United States
HSBC Holdings PLC	2,860	0.44%	1,150.00	1/31/2024	United Kingdom
Vanguard Group Inc/The	2,700	0.42%	600.00	1/31/2024	United States
Pictet Funds SA	2,552	0.39%	2,552.00	6/30/2023	Switzerland
Mediolanum International Funds Ltd	2,119	0.33%	750.00	9/29/2023	Ireland
HCSC Insurance Services Co	2,000	0.31%	2,000.00	9/30/2023	United States
Hartford Financial Services Group	1,935	0.30%	0.00	1/31/2024	United States
Manulife Financial Corp	1,801	0.28%	(1,499.00)	12/31/2023	Canada



Бонд эзэмшигчдийн мэдээлэл /Топ бонд эзэмшигчид/

Монгол 2028 бондын эзэмшигчид

Нэрс	Эзэмшлийн дүн	Эзэмшил/хувь	Эзэмшил/өөрч	Бүртгэлийн өдөр	Харьяалагдах Улс
Allianz SE	34,600	5.32%	(11,950.00)	11/30/2023	Germany
FIL Ltd	27,944	4.30%	(13.00)	3/13/2024	Bermuda
BlackRock Inc	25,222	3.88%	500.00	3/13/2024	United States
UBS AG	17,605	2.71%	300.00	3/8/2024	Switzerland
Wellington Management Group LLP	17,110	2.63%	3,924.00	1/31/2024	United States
abrdn plc	9,720	1.50%	2,769.00	2/29/2024	United Kingdom
M&G PLC	7,900	1.22%	(650.00)	11/30/2023	United Kingdom
Danske Bank A/S	6,038	0.93%	(226.00)	1/31/2024	Denmark
Credit Agricole Group	6,000	0.92%	0.00	9/29/2023	France
JPMorgan Chase & Co	4,860	0.75%	0.00	3/12/2024	United States
Petercam SA/Luxembourg	4,800	0.74%	0.00	5/31/2023	Luxembourg
SNS Investment Fund Management/Net	4,734	0.73%	18.00	12/29/2023	Netherlands
GAM Holding AG	3,857	0.59%	0.00	10/31/2023	Switzerland
Prudential PLC	3,678	0.57%	0.00	9/29/2023	United Kingdom
American Beacon Advisors Inc	3,524	0.54%	0.00	1/31/2024	United States
Legal & General Group PLC	3,309	0.51%	0.00	3/12/2024	United Kingdom
Credit Suisse Group AG	3,200	0.49%	200.00	1/31/2024	Switzerland

Монгол 2029 бондын эзэмшигчид

Нэрс	Эзэмшлийн дүн	Эзэмшил/хувь	Эзэмшил/өөрч	Бүртгэлийн өдөр	Харьяалагдах Улс
FIL Ltd	19,652	5.61%	(13.00)	1/31/2024	Bermuda
Nordea Bank Abp	10,800	3.09%	0.00	1/31/2024	Sweden
Neuberger Berman Group LLC	10,248	2.93%	10,248.00	11/30/2023	United States
HSBC Holdings PLC	8,657	2.47%	6,220.00	1/31/2024	United Kingdom
Security KAG - Leitbetriebe Austri	6,300	1.80%	0.00	1/31/2024	Austria
UBS AG	5,352	1.53%	5,152.00	1/31/2024	Switzerland
Pictet Funds SA	5,200	1.49%	5,200.00	11/30/2023	Switzerland
Jyske Invest	3,250	0.93%	0.00	1/31/2024	Denmark
Schroders PLC	2,693	0.77%	2,693.00	12/31/2023	United Kingdom
Allianz SE	2,200	0.63%	2,200.00	11/30/2023	Germany
Sparinvest Fondsmæglerelskab A/S	1,975	0.56%	0.00	1/31/2024	Denmark
American International Group Inc	1,771	0.51%	1,771.00	12/31/2023	United States
NN Group NV	1,740	0.50%	0.00	12/31/2023	Netherlands
Fuh Hwa Investment Trust Co Ltd	1,403	0.40%	1,403.00	12/31/2023	Taiwan
SEI Investments Co	1,367	0.39%	0.00	2/29/2024	United States
AllianceBernstein Holding LP	1,350	0.39%	1,350.00	1/31/2024	United States
Prudential Financial Inc	1,330	0.38%	0.00	2/29/2024	United States
Investeringsforeningen Portfolioma	1,057	0.30%	0.00	2/29/2024	Denmark
Van Eck Associates Corp	1,046	0.30%	554.00	3/13/2024	United States
LGIM CORPORATE DIRECTOR LTD	1,000	0.29%	(300.00)	12/30/2023	Luxembourg
Ninety One UK Ltd	1,000	0.29%	1,000.00	11/30/2023	United Kingdom
Payden & Rygel	750	0.21%	0.00	1/31/2024	United States
Natixis SA	720	0.21%	0.00	1/31/2024	France
Legal & General Group PLC	600	0.17%	0.00	2/29/2024	United Kingdom
Groupe Bruxelles Lambert NV	600	0.17%	0.00	1/31/2024	Belgium
UOB Asset Management Ltd	600	0.17%	600.00	12/31/2023	Singapore
Nomura Holdings Inc	600	0.17%	600.00	12/31/2023	Japan
Azimut Holding SpA	500	0.14%	0.00	1/31/2024	Italy
Janus Henderson Group PLC	447	0.13%	447.00	11/30/2023	United Kingdom
Marsh & McLennan Cos Inc	400	0.11%	0.00	1/31/2024	United States
Danske Bank A/S	393	0.11%	3.00	1/31/2024	Denmark
UBS Asset Management Taiwan Ltd	201	0.06%	201.00	12/31/2023	Taiwan
Desjardins Global Asset Management	200	0.06%	0.00	2/29/2024	Canada



Бонд эзэмшигчдийн мэдээлэл /Топ 50 бонд эзэмшигчид/

Нэр	MGL 2024	MGL 2026	MGL 2027	MGL 2028	MGL 2031	DBM2023	MIK 2024	НИЙТ
Franklin Resources Inc	-	17,690.00	30,890.00	-	71,787.00	-	-	120,367.00
BlackRock Inc	7,763.00	18,859.00	31,766.00	25,722.00	11,915.00	-	-	96,025.00
Allianz SE	2,200.00	23,195.00	5,200.00	34,600.00	14,600.00	-	-	79,795.00
UBS AG	5,352.00	9,556.00	13,791.00	17,805.00	4,790.00	-	-	51,294.00
FIL Ltd	19,652.00	-	-	27,953.00	3,269.00	-	-	50,874.00
Invesco Ltd	-	-	17,063.00	13,848.00	17,662.00	-	-	48,573.00
JPMorgan Chase & Co	-	9,200.00	9,262.00	4,860.00	19,050.00	-	-	42,372.00
M&G PLC	-	-	11,030.00	8,550.00	11,200.00	-	-	30,780.00
Wellington Management Group LLP	-	8,171.00	5,780.00	14,128.00	200.00	-	-	28,279.00
Neuberger Berman Group LLC	10,248.00	13,000.00	600.00	1,343.00	-	-	-	25,191.00
Nordea Bank Abp	10,800.00	5,400.00	600.00	1,000.00	5,400.00	-	-	23,200.00
Royal Bank of Canada	-	22,200.00	-	-	-	-	-	22,200.00
Credit Agricole Group	-	1,800.00	7,000.00	6,000.00	6,900.00	-	-	21,700.00
HSBC Holdings PLC	8,657.00	1,430.00	1,625.00	3,910.00	5,552.00	-	-	21,174.00
NN Group NV	1,740.00	500.00	6,000.00	1,200.00	9,770.00	-	-	19,210.00
Janus Henderson Group PLC	447.00	2,685.00	2,515.00	1,000.00	10,441.00	-	-	17,088.00
St James's Place PLC	-	9,050.00	1,250.00	-	4,000.00	-	-	14,300.00
Petercam SA/Luxembourg	-	-	4,800.00	4,800.00	4,100.00	-	-	13,700.00
SNS Investment Fund Management/Ne	-	2,580.00	5,331.00	4,734.00	-	-	-	12,645.00
Security KAG - Leitbetriebe Austri	6,300.00	-	-	2,300.00	4,000.00	-	-	12,600.00
Legal & General Group PLC	600.00	3,161.00	2,750.00	3,309.00	2,100.00	-	-	11,920.00
abrdn plc	-	-	1,983.00	9,351.00	-	-	-	11,334.00
Goldman Sachs Group Inc/The	-	4,140.00	3,703.00	3,090.00	-	-	-	10,933.00
Capital Group Cos Inc/The	-	300.00	1,800.00	2,930.00	5,540.00	-	-	10,570.00
Prudential PLC	-	1,000.00	2,409.00	3,678.00	3,461.00	-	-	10,548.00
BNP Paribas SA	-	4,100.00	200.00	200.00	6,150.00	-	-	10,650.00
Danske Bank A/S	393.00	-	-	5,964.00	3,211.00	-	-	9,568.00
Vanguard Group Inc/The	-	2,673.00	2,350.00	2,100.00	2,100.00	-	-	9,223.00
GAM Holding AG	-	1,620.00	-	3,857.00	2,650.00	-	-	8,127.00
Pictet Funds SA	5,200.00	-	638.00	2,552.00	400.00	-	-	8,790.00
Sparinvest Fondsmæglerselskab A/S	1,975.00	2,454.00	-	526.00	1,878.00	-	-	6,833.00
Grantham Mayo Van Otterloo & Co LI	-	-	-	-	6,463.00	-	-	6,463.00
Intesa Sanpaolo SpA	-	2,500.00	-	3,000.00	200.00	-	-	5,700.00
Fideuram - Intesa Sanpaolo Private	-	1,200.00	2,100.00	800.00	900.00	-	-	5,000.00
Chubb Ltd	-	-	3,100.00	-	1,900.00	-	-	5,000.00
Ameriprise Financial Inc	-	-	-	1,200.00	3,800.00	-	-	5,000.00
SEI Investments Co	1,367.00	1,177.00	1,124.00	1,188.00	-	-	-	4,856.00
Nykredit Portefoelje Administratio	-	1,506.00	1,670.00	-	1,670.00	-	-	4,846.00
Ashmore Group PLC	-	-	-	1,736.00	2,879.00	-	-	4,615.00
Jyske Invest	3,250.00	-	-	1,161.00	-	-	-	4,411.00
Van Eck Associates Corp	1,046.00	-	-	-	2,745.00	-	-	3,791.00
HCSC Insurance Services Co	-	1,647.00	525.00	2,000.00	-	-	-	4,172.00
American Beacon Advisors Inc	-	-	-	3,524.00	-	-	-	3,524.00
Mediolanum International Funds Ltd	-	300.00	625.00	2,119.00	800.00	-	-	3,844.00
AGF Management Ltd	-	3,200.00	-	-	-	-	-	3,200.00
Hartford Financial Services Group	-	-	1,105.00	1,935.00	-	-	-	3,040.00
Aperture Investors LLC	-	-	-	3,000.00	-	-	-	3,000.00
Aktia Fund Management Ltd	-	-	3,000.00	-	-	-	-	3,000.00
Fuh Hwa Investment Trust Co Ltd	1,403.00	-	-	806.00	602.00	-	-	2,811.00
<b>НИЙТ / МЯНГАН АМ.ДОЛЛАР/</b>								<b>936,136.00</b>